

# Novel Algorithm for Nickel Coin Counting using Convex Hull and Boundary Fill Concept

Mohit Sharma<sup>1</sup>, S.R. Dogiwal<sup>2</sup>

<sup>1</sup>Department of Computer Science & Engineering, Swami Keshvanand Institute of Technology, Management & Gramothan Jaipur-302017, (INDIA)

<sup>2</sup>Department of Information Technology, Swami Keshvanand Institute of Technology, Management & Gramothan Jaipur-302017, (INDIA)

Email: dogiwal@gmail.com

Received 19.08.2019 received in revised form 16.12.2019, accepted 21.12.2019

**Abstract-**Image processing frameworks are useful for article tallying and decreasing the time of checking enough. Fitting instance of the thing is colossal for article checking. The exactness of the figuring relies on camera utilized, size of things, paying little personality to whether articles coming to and light conditions. In our work we have proposed the new calculation for the thing tallying , which goes for the checking of the nickel coins utilizing the edge and most extreme grade estimations and the outcome accomplished are totally wonderful

**Keywords** – Coin Counting, Object Edge Detection.

## 1. INTRODUCTION

Picture method may be a system to contrast over an image into forefront structure and play out bound assignments thusly, along these lines on get accomplice improved picture or to discard some important information from it. it's a sort of sign segment where by the data is picture, identical to video edge or icon and yield may be picture or characteristics related promptly picture. regularly Image procedure structure joins relating to pictures as 2 dimensional sign while applying formally set sign strategy systems to them. [1]

- It is among quickly making headways now a days, with its applications in a couple of parts of a business. Picture technique structures center examination zone inside devising and PC code building disciplines as well.

- Image process generally intertwines the precise 3 stages.

- Importing the example picture with optical scanner or by arranged photography.

- Analyzing and winning the image which joins data weight and picture upgrade and seeing styles that don't have all the earmarks of being to human eyes like satellite photos.

- Output is that the last stage where by result are accordingly changed picture or report that depends upon picture appraisal.

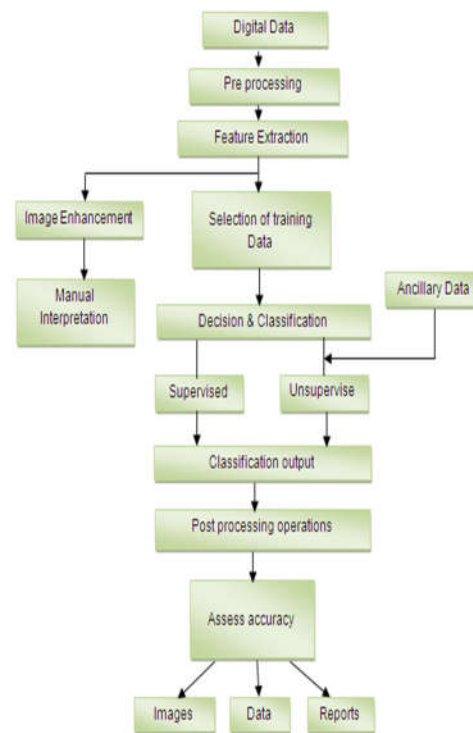


Figure 1: Different Phases in Digital Image Processing

The motivation driving picture methodology is apportioned into five get-togethers. They are:

1. Depiction - Observe the things that don't seem, by all accounts, to be plainly obvious.
2. Picture honing and recuperation - to make a common picture.
3. Picture recovery - pursue for the image of intrigue.
4. Estimation of model – Measures absolutely different articles in an image.
5. Picture Recognition – Distinguish the things in an image. [1]

The two sorts of techniques used for Image methodology square measure Analog and Digital Image process. Straight forward or visual methodologies for picture system are as often as possible used for the made copies like printouts and photos. Picture pros utilize absolutely different necessities of understanding however utilizing these visual ways. The image methodology isn't simply guaranteed to zone that must be thought of yet on data of investigator. Association is another critical apparatus in picture process through visual methodologies. in this way controllers apply a mix of individual data and security data to picture process. [2]

Electronic technique systems empower adequate of the moved pictures by utilizing PCs. As unpleasant data from the procedure of the imaging sensors from the satellite stage contains needs. to support over such blemishes and to encourage force of information, it must capacity absolutely different occasions of strategy.

The 3 general of the phases that a good move of learning got to capacity however utilizing dealt with reasoning square measure Pre-setting up, the improvement and the show, information extraction.[2]

## 2. RELATED WORK

P. Lin and Y. Chen, [1] This paper proposed an exact, fast and trustworthy strawberry bloom recognition structure for the robotized strawberry blossom yield estimation and social event.

A top tier significant level article recognition structure of region based convolutional based neural framework (R-CNN) was made for improving the precision of distinguishing strawberry sprouts in outside field. The frameworks were set up on 400 the strawberry sprout pictures and took a stab at 100 strawberry bloom pictures. To catch incorporates on various scales, three unmistakable area based article location procedures including R-CNN, Fast R-CNN and Faster R-CNN were shown to address the strawberry bloom models. The identification rate for the R-CNN, the Fast R-CNN and furthermore the Faster R-CNN models were the 63.4%, the 76.7% and furthermore the 86.1 %, independently.

A. Phuang [2] The versatile occupation shop arranging is the issue that found in the collecting industry and challenge for certain, experts propelled by this field. This paper proposed new figuring for settling the versatile occupation shop booking issue (FJSP).

The proposed figuring relies upon the bloom treatment estimation with another thought called uniqueness check process. The show of the

proposed computation is differentiated and the other top tier met heuristic figuring.

A. Abinaya and S. M. M. Roomi [3] Bloomed jasmine blooms are especially used in herb based therapeutic and aroma industry which rely upon huge jasmine farms. A gigantic measure of jasmine sprouts in such farms need high human works for bloom counting. To pick the work need on multi day, bloom counting is basic which is an all the all the more testing task.

Division expects urgent occupation in bloom checking to recognize blossom territories. A super pixel based division computation is made to segment the sprouts. It is progressively definite to give ideal information over pixel based technique and besides improves the precision and diminishes the complexities in picture preparing.

Direct Linear Iterative Clustering strategy is used to make the super pixels. In light of the super pixel picture, the sprout pack is distinguished by using DBSCAN gathering which solidifications the bundles with nearest thickness. Division of jasmine blossoms are taken a stab at jasmine pictures downloaded from the web.

K. P. Panda, P. R. Bana and G. Panda [4] creators also consolidates an assessment among MLI topologies reliant on different execution parameters. Specific consonant end (SHE) framework is used to choose perfect changing edges to discard express low-demand music by understanding nonlinear otherworldly conditions.

Neighborhood and overall request in a single stage using blossom treatment estimation (FPA) has been investigated by surveying a sensible health limit and best results are considered.

L. L. White et al [5] After these estimations are done it is would have gotten a kick out of the chance to survey a cream photo diode marker for its supportiveness as a dedicated PET chest scanner. The diversions exhibit that a 4 mm broadness sore with a SUV of 6 (average of assessed regards) can be related to 1 million secured checks using 2.5 mm valuable stones. The location of more diminutive bruises is truly confined by affectability. Using more diminutive valuable stones does not help distinguish humbler wounds but instead growing acquired counts does. Test estimations exhibit the noteworthiness of restricting the establishment from the heart.

A. Selmani, H. Seddik and E. Ben Braiek [6] Prostate threat is transforming into a hazard to mankind. Today, the finish of illnesses is still be recognized for the most part by manual systems. Incidentally, this traditional method is inefficient and not exact. Its precision depends upon the head's authority.

### 3. METHODOLOGY

- Step 1: clear the workspace in order to clear the memory resource for the running of algorithm.
- Step 2: initialize the Image processing ToolBox.
- Step 3: If error then Goto step Else Goto step 4.
- Step 4: Load the testing Image file.
- Step 5: convert the testing Image into gray scale.
- Step 6: maximize the figure window inorder to fit to the best size.
- Step7: Display the histogram of the Image.
- Step 8: Determine the threshold by choosing the bright object for the further processing.
- Step 9: Fill the Flood fill algorithm to get rid of the holes which are present in the gray scale image.
- Step 10. Convert image into binary form.
- Step 11: use the convex hull for the boundary determination.
- Step 12: Determine the diameter, area, and other dimension of the object identified.

### 4. IMPLEMENTATION

The implementation of proposed work is done in the Matlab.

The proposed work is done and implemented in the Matlab software and the work done for the extraction of the nickel coins details from the image that is provided as the input. The examination of the images will then define the number of coins with the details of the dimensions of the coins.

In the Image of the fig 1 the coins image is selected for the processing and the histogram is plotted for the and selected image. The binary image is then obtained by the concept of the thresholding. And the boundaries of the object are determined and the intensity of the image is set in order to make the selection of the brighter image.

### 6. CONCLUSION

Article counting is a difficult issue in image processing. It is routinely completed in various regions of businesses, explore establishments, research centers, farming ventures among others. Item tallying is significant for quantitative investigation that relies upon estimation of specific components. This paper audits the writing dependent on item tallying issue utilizing image processing. The goal is to think about various approaches of item checking and distinguish future research directions. Image processing strategies are useful for article tallying and lessen the season of checking adequately. Appropriate acknowledgment of the item is significant for article tallying. The precision of the calculation relies upon camera utilized, size of items, regardless of whether articles contacting and light conditions. In our work we have proposed the new calculation for the item

tallying, which goes for the checking of the nickel coins utilizing the edge and limit slope calculations and the outcome accomplished are very agreeable. In the future we will like to extend the research performed over counting the moving objects in video and well as to perform the yield estimation in the agriculture field

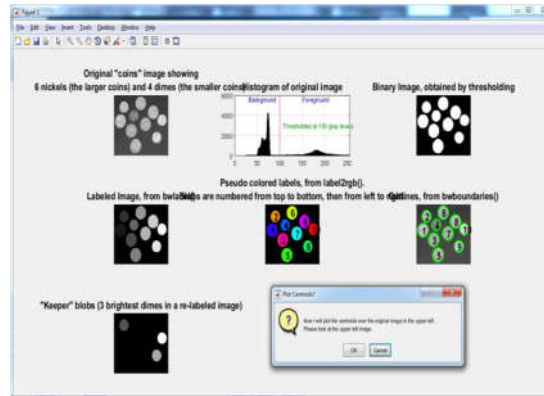


Figure 1: Implementation Main Screen

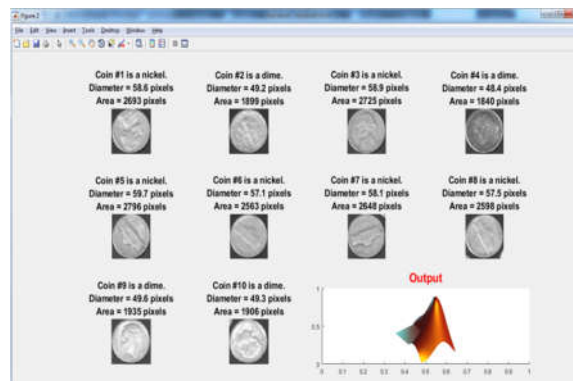


Figure 2 : Coins Detection and Area

Table 1 : Coins Detection Result

coins #	mean	intensity	area	perimeter	centroid	diameter
#1	186.0	2693	181.9	37.1	106.7	59.6
#2	184.6	1899	151.6	56.1	49.8	49.2
#3	171.9	2725	182.2	96.3	146.0	58.9
#4	182.6	1840	149.1	110.0	84.9	46.4
#5	179.8	2796	184.6	120.3	208.6	59.7
#6	179.3	2563	176.6	149.6	34.4	57.4
#7	172.3	2648	179.9	174.8	120.0	58.1
#8	183.8	2598	178.3	217.0	70.8	57.3
#9	206.5	1935	152.7	126.0	173.4	49.6
#10	208.9	1906	152.4	265.8	102.7	49.3

## REFERENCES

- [1] P. Lin and Y. Chen, "Detection of Strawberry Flowers in Outdoor Field by Deep Neural Network," *2018 IEEE 3rd International Conference on Image, Vision and Computing (ICIVC)*, Chongqing, 2018, pp. 482-486.
- [2] A. Phuang, "The flower pollination algorithm with disparity count process for scheduling problem," *2017 9th International Conference on Information Technology and Electrical Engineering (ICITEE)*, Phuket, 2017, pp. 1-5.
- [3] A. Abinaya and S. M. M. Roomi, "Jasmine flower segmentation: A superpixel based approach," *2016 International Conference on Communication and Electronics Systems (ICCES)*, Coimbatore, 2016, pp. 1-4.
- [4] K. P. Panda, P. R. Bana and G. Panda, "FPA Optimized Selective Harmonic Elimination PWM Technique Application in Reduced Switch Count Multilevel Inverter," *2018 IEEE International Conference on Power Electronics, Drives and Energy Systems (PEDES)*, Chennai, India, 2018, pp. 1-6.
- [5] L. L. White *et al.*, "Preliminary evaluations of high resolution positron emission tomography for breast imaging," *2000 IEEE Nuclear Science Symposium. Conference Record (Cat. No.00CH37149)*, Lyon, France, 2000, pp. 17/27-17/30 vol.3.
- [6] A. Selmani, H. Seddik and E. Ben Braiek, "A novel ant colonies approach to medical image segmentation," *2017 14th International Multi-Conference on Systems, Signals & Devices (SSD)*, Marrakech, 2017, pp. 22-26.